

BLX IMPLANT

	Ø 3.5 mm	Ø 3.75 mm	Ø 4.0 mm	Ø 4.5 mm	Ø 5.0 mm	Ø 5.5 mm	Ø 6.5 mm
	RB Ø3.4 mm Ø3.5 mm Ø2.8 mm Ø1.9 mm	RB Ø3.5 mm Ø3.75 mm Ø2.9 mm Ø1.9 mm	RB Ø3.5 mm Ø4.0 mm Ø2.9 mm Ø1.9 mm	RB Ø3.5 mm Ø4.5 mm Ø3.6 mm Ø1.9 mm	WB Ø3.4 mm Ø3.5 mm Ø2.8 mm Ø1.9 mm	WB Ø4.5 mm Ø5.5 mm Ø4.0 mm Ø2.0 mm	WB Ø4.5 mm Ø6.5 mm Ø5.2 mm Ø2.0 mm
6mm	-	061.4306	061.5306	061.6306	061.7306	061.8306	061.9306
8mm	061.3308	061.4308	061.5308	061.6308	061.7308	061.8308	061.9308
10mm	061.3310	061.4310	061.5310	061.6310	061.7310	061.8310	061.9310
12mm	061.3312	061.4312	061.5312	061.6312	061.7312	061.8312	061.9312
14mm	061.3314	061.4314	061.5314	061.6314	061.7314	061.8314	061.9314
16mm	061.3316	061.4316	061.5316	061.6316	061.7316	061.8316	061.9316
18mm	061.3318	061.4318	061.5318	061.6318	061.7318	-	-
24mm	-	061.4324	-	-	-	-	-

Implant Drivers



VeloDrill Alignment Pins Depth Gauges

	BLC/TLC Profile Drill Ø 3.3mm	034.362		BLC/TLC Profile Drill Ø 3.75mm	034.363		BLC/TLC Profile Drill Ø 4.5mm	034.365
	BLC/TLC Profile Drill Ø 5.5mm	034.366		BLC/TLC Profile Drill Ø 6.5mm	034.367			

Healing Abutment

AH = abutment height
GH = gingiva height
Ø = diameter



Healing Abutments for Crown					Healing Abutments for Bridge					Healing Abutments for Crown Wide Profile			Healing Abutments for Crown Wide Profile					
AH 2 mm					AH 4 mm					AH 2 mm		AH 4 mm		AH 2 mm		AH 4 mm		
GH	Ø 4.0 mm	Ø 5.0 mm	Ø 6.5 mm	Ø 7.5 mm	GH	Ø 4.0 mm	Ø 5.0 mm	Ø 6.5 mm	Ø 7.5 mm	GH	Ø 5.0 mm	Ø 5.0 mm	GH	Ø 6.0 mm	Ø 7.5 mm	GH	Ø 6.0 mm	Ø 7.5 mm
1.5 mm	064.4202S	064.4212S	064.4222S	-	1.5 mm	064.4203S	064.4213S	064.4223S	-	1.5 mm	064.4232S	064.4233S	0.75 mm	064.8201S	064.8203S	0.75 mm	064.8202S	064.8204S
2.5 mm	064.4204S	064.4214S	064.4224S	064.4234S	2.5 mm	064.4205S	064.4215S	064.4225S	064.4235S	1.5 mm	064.4232S	064.4233S	1.5 mm	064.8212S	064.8214S	1.5 mm	064.8213S	064.8215S
3.5 mm	064.4206S	064.4216S	064.4226S	064.4236S	3.5 mm	064.4207S	064.4217S	064.4227S	064.4237S									

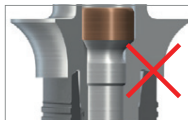
AHA Healing Abutment XC (with scanbody)



GH	Ø 3.8 mm	Ø 3.8 mm	Ø 3.8 mm	Ø 4.5 mm	Ø 5.5 mm	Ø 6.5 mm
Shapes	S	S1	M	XL	XL	XL
	RB/WB	RB/WB	RB/WB	RB/WB	WB	WB
1.5mm	064.4432S	064.4514S	064.4452S	-	064.8482S	064.4522S
2.5mm	064.4433S	064.4515S	064.4453S	064.4483S	064.4510S	064.4523S

Closure Cap

RB (Regular Base)	WB (Wide Base)
H 0.4 mm 064.4100S	H 0.5 mm 064.8102S






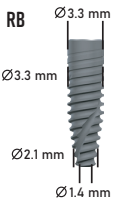






No WB abutments on RB implants!

Auxiliary Instruments

Torque Control Device		066.1100	BL Bone Profiler 1		026.0022
Ratchet		046.119	BL Bone Profiler 2		026.0023
Holding Key		046.064	BL Bone Profiler 3		026.0024
Implant Depth Gauge		066.2000	Guiding Pin BLX/BLC Implants		066.0025S
TorcFit™ Removal Tool, for Basal Screw			To push out Abutments, which cannot be removed from the implant due to friction, TAN		065.0007
TorcFit™ Removal Tool, for Basal Screw			For TorcFit™ Basal Screw, left-hand, length 27mm, stainless steel		065.0008
TorcFit™ Removal Tool, for Basal Screw			For TorcFit™ Basal Screw, left-hand, length 21mm, stainless steel		065.0009






BLC IMPLANT

	Ø 3.3 mm 	Ø 3.75 mm 	Ø 4.5 mm 	Ø 5.5 mm 	Ø 6.5 mm 
					
6mm	-	035.9206S	035.9406S	035.9706S	035.9806S
8mm	035.9008S	035.9208S	035.9408S	035.9708S	035.9808S
10mm	035.9010S	035.9210S	035.9410S	035.9710S	035.9810S
12mm	035.9012S	035.9212S	035.9412S	035.9712S	035.9812S
14mm	035.9014S	035.9214S	035.9414S	035.9714S	035.9814S
16mm	035.9016S	035.9216S	035.9416S	035.9716S	035.9816S
18mm	035.9018S	035.9218S	035.9418S	035.9718S	035.9818S
24mm	-	-	-	-	-

Implant Drivers

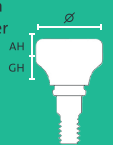


VeloDrill Alignment Pins Depth Gauges

	BLC/TLC Profile Drill Ø 3.3mm	034.362		BLC/TLC Profile Drill Ø 3.75mm	034.363		BLC/TLC Profile Drill Ø 4.5mm	034.365
	BLC/TLC Profile Drill Ø 5.5mm	034.366		BLC/TLC Profile Drill Ø 6.5mm	034.367			

Healing Abutment







AH = abutment height
GH = gingiva height
Ø = diameter





Healing Abutments for Crown					Healing Abutments for Crown					Healing Abutments for Crown Wide Profile				Healing Abutments for Crown Wide Profile			
AH 2 mm					AH 4 mm					AH 2 mm				AH 4 mm			
GH	Ø 4.0 mm	Ø 5.0 mm	Ø 6.5 mm	Ø 7.5 mm	GH	Ø 4.0 mm	Ø 5.0 mm	Ø 6.5 mm	Ø 7.5 mm	GH	Ø 6.0 mm	Ø 7.5 mm	GH	Ø 6.0 mm	Ø 7.5 mm		
1.5 mm	064.4202S	064.4212S	064.4222S	-	1.5 mm	064.4203S	064.4213S	064.4223S	-	1.5 mm	064.4232S	064.4233S	0.75 mm	064.8201S	064.8203S		
2.5 mm	064.4204S	064.4214S	064.4224S	064.4234S	2.5 mm	064.4205S	064.4215S	064.4225S	064.4235S	1.5 mm	064.8212S	064.8214S	1.5 mm	064.8202S	064.8204S		
3.5 mm	064.4206S	064.4216S	064.4226S	064.4236S	3.5 mm	064.4207S	064.4217S	064.4227S	064.4237S					1.5 mm	064.8213S	064.8215S	


AHA Healing Abutment XC (with scanbody)














GH	Ø 3.8mm	Ø 3.8mm	Ø 3.8mm	Ø 4.5mm	Ø 5.5mm	Ø 6.5mm
Shapes	S	S1	M	XL	XL	XL
						
1.5mm	064.4432S	064.4514S	064.4452S	-	064.8482S	064.4522S
2.5mm	064.4433S	064.4515S	064.4453S	064.4483S	064.4510S	064.4523S

Closure Cap

RB (Regular Base)	WB (Wide Base)
	
H 0.4 mm 064.4100S	H 0.5 mm 064.8102S



Auxiliary Instruments

Torque Control Device		066.1100	BL Bone Profiler 1		026.0022
Ratchet		046.119	BL Bone Profiler 2		026.0023
Holding Key		046.064	BL Bone Profiler 3		026.0024
Implant Depth Gauge		066.2000	Guiding Pin BLX/BLC Implants		066.0025S
TorcFit™ Removal Tool, for Basal Screw			To push out Abutments, which cannot be removed from the implant due to friction, TAN		065.0007
TorcFit™ Removal Tool, for Basal Screw			For TorcFit™ Basal Screw, left-hand, length 27mm, stainless steel		065.0008
TorcFit™ Removal Tool, for Basal Screw			For TorcFit™ Basal Screw, left-hand, length 21mm, stainless steel		065.0009

Slim emergence profile (RB/WB) prosthetics fit on all BLC and BLX implants (3.3mm - 6.5mm)

- crowns with slim emergence profiles
- bridges

Wide Emergence Profile (WB) prosthetic fit only on WB implants (BLC 4.5mm- 6.5mm, BLX 5.0mm- 6.5mm)

- crowns with wide emergence profiles

Impression Posts Impression Caps Implant Analogs

Abutment Level, on Screw-retained Abutments, 4.6mm

Implant Analog for Screw-retained Abutments, 4.6mm, 0°	Implant Analog for Screw-retained Abutments, 4.6mm, 17°/30°	Open-tray Impression for Screw-retained Abutments, 4.6mm	Closed-tray Impression for Screw-retained Abutments, 4.6mm
025.0050* <small>*for endentulous cases</small>	023.4757	Crown 025.2244 Bridge/Bar 025.0012	Crown 025.2246 Bridge/Bar 025.0014

Implant Level

Analog	Open-tray (for Crown)	Closed-tray (for Crown)	Open-tray (for Bridge/Bar)	Closed-tray (for Bridge/Bar)
065.0021	065.0031	065.0033	065.0146	065.0148
		065.4310	065.0148	065.0150

Implant Level

Analog	Open-tray (for Crown)	Closed-tray (for Crown)
065.0022	065.0031	065.0033
		065.4310

Digital Impression Posts Scanbodies and Repositionable Analog

Scanbody for Screw-retained Abutments, 4.6mm

Repositionable Implant Analog for Screw-retained Abutments, 4.6mm

Polishing Aid for Screw-retained Abutments, 4.6mm

025.0081	025.0008	025.0005

Straumann® Scanbody

Repositionable Implant Analog

ScanPost for CEREC™ workflow

065.0103	065.0023	065.0038

Repositionable Analog Implant Analog

065.0024

Temporary Abutments

Temporary Titanium Coping for Screw-retained Abutments, 4.6mm

Temporary Abutments for Crown, AH 10mm

	Crown	Ø 4.6mm (RB/WB)		
		1.5mm	024.0023	
		2.5mm	024.0024	
		3.5mm	023.4763	
Replacement screw		023.4763		

Immediate Temporary Abutments for Crown, AH 5.5mm

	GH	Ø 3.8mm (RB/WB) Ø 4.5mm (RB/WB) Ø 6.0mm (RB/WB)		
		1.5mm	064.4362	064.4372
		2.5mm	064.4363	064.4373
		3.5mm	064.4364	064.4374
Replacement screw		065.0036		

Temporary Abutments for Bridge, AH 10mm

	GH	Ø 4.5mm (RB/WB)	
		1.5mm	064.4352
		2.5mm	064.4325
		3.5mm	064.4335
Replacement screw		065.0036	

Screw-retained Abutments Pre-milled Abutment Blanks Variobase®

Screw-retained Abutments

	GH	Ø 4.6mm (RB/WB)			
		Angle	0°	17°	30°
		0.75mm	-	-	-
		1.5mm	062.4722S	-	-
		2.5mm	062.4723S	-	-
		3.5mm	062.4724S	062.4733S	062.4743S
		4.5mm	062.4725S	062.4734S	062.4744S
Replacement screw		065.0036			

RB/WB SRA PLAN Abutment, POM

	0°	17°	30°
	025.0073V4	025.0074V4	024.0075V4

RB/WB Pre-milled Abutment Blanks

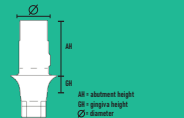
For Medentika Holder, Ø11.5mm	For Medentika Holder, Ø15.8mm	For M-Series, Ø12mm
062.4601	062.4602	062.4603

Variobase® for Crown, AH 5.5mm

	GH	Ø 5.5mm (WB)	
		0.75mm	062.4953
		1.5mm	062.4954
Replacement screw		065.0036	

Variobase® for Crown AS, AH 5.5mm

	GH	Ø 5.5mm (WB)	
		1.5mm	062.4971
		Replacement screw 065.0037	



Variobase® for Crown, AH 5.5 mm

	GH	Ø 3.8mm (RB/WB)		Ø 4.5mm (RB/WB)	
		1.5mm	062.4934	062.4944	
		2.5mm	062.4935	062.4945	
		3.5mm	062.4936	062.4946	
Replacement screw		065.0036			

Variobase® C

	GH	Ø 3.8mm (RB/WB)		Ø 4.5mm (RB/WB)	
		1.5mm	062.4981	062.4982	
		Replacement screw 065.0036			

Burn-out Copings for Variobase® for Crown

	Ø 5.5mm (WB)	
	065.0016	

Variobase® C

	GH	Ø 5.5mm (WB)	
		0.75mm	062.5032
		1.5mm	062.4983
Replacement screw		065.0036	

Burn-out Copings for Variobase® for Crown AS

	Ø 5.5mm (WB)	
	065.0019	

Variobase® for Bridge/Bar Cylindrical, AH 3.5mm

	GH	Ø 4.5mm (RB/WB)	
		1.5mm	062.4961
Replacement screw		065.0036	

Variobase® for Crown, AH 5.5mm

	GH	Ø 4.5mm (RB/WB)	
		1.5mm	062.4972
		Replacement screw 065.0037	

Burn-out Copings for Variobase® for Bridge/Bar Cylindrical

	Ø 4.5mm (RB/WB)	
	065.0017	065.0017V4

Burn-out Copings for Variobase® for Crown AS

	Ø 4.5mm (RB/WB)	
	065.0018	

Custom Abutments Titanium Abutments Gold Abutments Hybrid Abutments

Titanium Copings

	Ø 4.6mm		
	Crown	023.4747	
	Bridge	023.4751	
	Bar	023.4752	
	incl. screw 023.4763		

Burn-out Copings, Plastic

	Ø 4.6mm		
	Crown	023.4748	
	Bridge	023.4758	
	incl. screw 023.4763		

Occlusal Screw

	023.4763
--	----------

Lab Processing Screw

	L 20mm	025.0006
	L 10mm	025.0052

Anatomic Abutments

	GH	Ø 6.0mm (RB/WB)		
		Angle	0°	17°
		2.5mm	062.4103	062.4103
		3.5mm	062.4104	062.4154
Replacement screw		065.0036		

Variobase® for Bridge/Bar Cylindrical

	Ø 4.6mm	
	023.0028	
incl. screw 023.4763		

Custom Screw-retained Bars and Bridges (RB/WB)

Custom Abutments (RB/WB)

Processing Package titanium

	2010.601-NOV
--	--------------

Processing Package PEEK

	2010.611-NOV
--	--------------

Individually CAD/CAM manufactured. Please check portal to see options.

Novaloc®

	GH	Ø 3.8mm (RB/WB)		
		Angle	0°	15°
		1.5mm	062.4501	-
		2.5mm	062.4502	062.4507
		3.5mm	062.4503	062.4508
		4.5mm	062.4504	062.4509
		5.5mm	062.4505	062.4510
		6.5mm	062.4506	062.4511
Replacement screw		065.0036		

Custom Screw-retained Bars and Bridges (WB)

Custom Abutments (WB)

Individually CAD/CAM manufactured. Please check portal to see options.

